


enclosures: **size "104.62"**

standard page: 232
for 180 °C page: 233
aggressive environments page: 234

- features according to EN 61984:
16A 400V 4kV 2
- UL, CSA, CCC, GL certified
- for maximum current load, see the insert load curve section at page 31

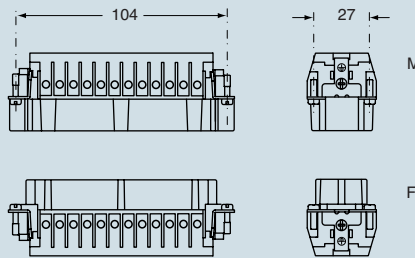
**inserts,
screw terminal connections**



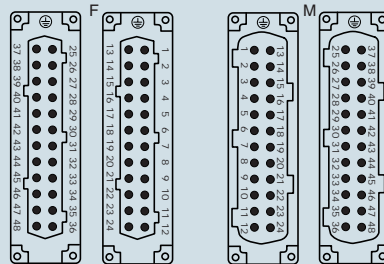
description	part No.	part No.
indirect, with plate 1) female inserts, No. (1÷24) and (25÷48) male inserts, No. (1÷24) and (25÷48)	CNF 24 CNM 24	CNF 24 N CNM 24 N
indirect, with plate 1), use in up to 180 °C female inserts, No. (1÷24) and (25÷48), brown male inserts, No. (1÷24) and (25÷48), brown	CNF 24 RY CNM 24 RY	CNF 24 RYN CNM 24 RYN

1) for non-prepared conductors

dimensions in mm



contacts side (front view)



- inserts with plate, for section conductors:
0.75 ÷ 2.5 mm² - AWG 18 ÷ 14
- torsion couple recommended for conductor fastening screws and stripping length see section feature of inserts at page 13

dimensions indicated are not binding
and may be changed without notice